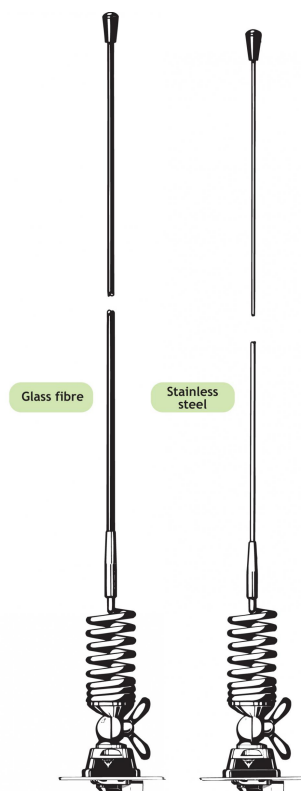


MH 3-Z

λ Mobile Antenna with Shock Spring for the 160 MHz Band

DESCRIPTION

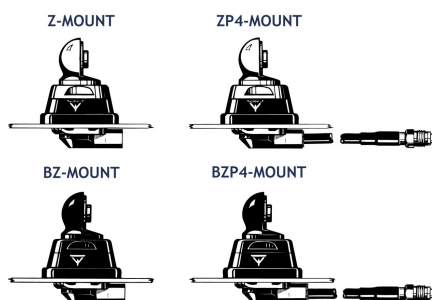
- Sturdy, 3 dB gain, $\frac{5}{8}$ λ antenna in professional quality.
- Available with glass fiber or stainless steel whip.
- Stainless steel Z-mount with ball-joint and wing screw whip-fastening system.
- Available with bright or black-chromed metal parts (mount and whip):
 - MH 3-Z...: Bright version
 - MH 3-BZ...: Black version
- Simple mounting exclusively with access from the outside. Models with roof thickness from 2 mm to 7.5 mm mounting from the inside.
- Choice between two connection principles:
 - Z-mount: FME-connection (supplied without cable).
 - ZP4-mount: Permanently attached 4 m cable terminated with FME-connector.



Hat screw option:



For antenna delivered with hat screw instead of wing screw add a K to the antenna designation.



ORDERING DESIGNATIONS

| TYPE WHIP STAINLESS STEEL | PRODUCT NO. | TYPE WHIP GLASS FIBER | PRODUCT NO. | MOUNT VERSION |
|---------------------------------|----------------|-----------------------------|----------------|---|
| MH 3-ZR | 130000751 | MH 3-Z | 130000743 | Z-mount with FME-system BRIGHT |
| MH 3-BZR | 130000758 | MH 3-BZ | 130000747 | BZ-mount with FME-system BLACK |
| MH 3-ZP4R | 130000753 | MH 3-ZP4 | 130000745 | ZP4-mount with 4 m cable + FME-connector BRIGHT |
| MH 3-BZP4R | 130000752 | MH 3-BZP4 | 130000746 | BZP4-mount with 4 m cable + FME-connector BLACK |

SPECIFICATIONS

| ELECTRICAL | |
|---------------------------------------|---|
| MODEL | MH 3-Z |
| ANTENNA TYPE | $\frac{5}{8}$ λ mobile whip antenna |
| FREQUENCY | Tunable by cutting within: 144...175 MHz |
| IMPEDANCE | Nom. 50 Ω |
| POLARIZATION | Vertical |
| GAIN | 3 dB (acc. to EIA RS-329-1) |
| BANDWIDTH | ≥ 6 MHz @ SWR ≤ 2.0 |
| SWR | ≤ 1.3 @ f.res. |
| MAX. POWER | 150 W |
| MECHANICAL | |
| MATERIALS | Whip: Conical glass fiber or stainless steel Chromed brass Spring: Stainless steel Mount: Chromed brass Weather- and shockproof plastics Stainless steel |
| RECOMMENDED INSTALLATION TORQUE | 7.5 ± 1 Nm |
| COLOUR | Bright or black, see above |
| HEIGHT | Approx. 1.38 m |
| WEIGHT | Z-version: Approx. 360 g ZP4-version: Approx. 510 g |
| MOUNTING | ø21 mm dia. hole (For roof thickness 2 mm up to 7.5 mm mounting hole should be ø22 mm dia.) |
| ROOF THICKNESS | Max. 2.0 mm (Models up to 7.5 mm on request) |

MRT

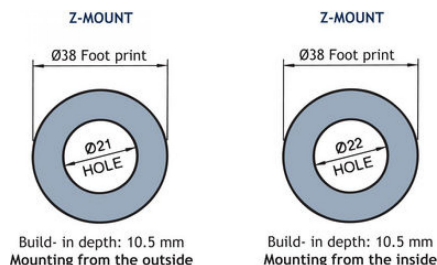
INSTALLATION

This antenna is provided with type Z-mount. The whip is fastened to the mount by means of our standard ball-joint and wing screw system. The adjustable ball-joint ensures that the whip can always be mounted in a vertical position independent of the angle of the installation spot.

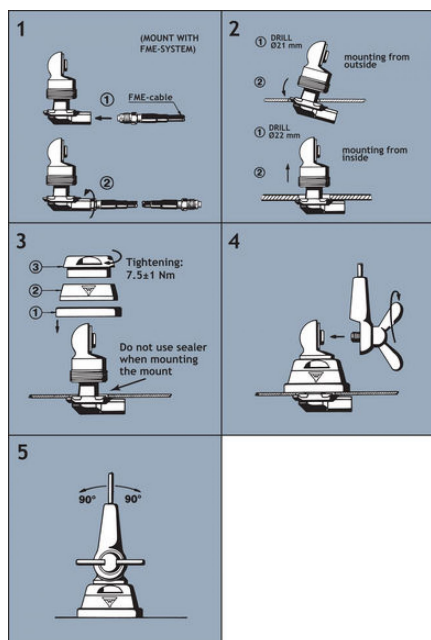
The Z-mount is particularly well suited for mounting on car-roofs because of its ability to be installed exclusively with access from the outside. The Z-Mount for roof thickness from 2 mm to 7.5 mm must be mounted from the inside.

However, the antenna can be installed anywhere on the car, as the Z-mount is equally well suited for mounting on e.g. trunk or wing.

1. INSTALLATION DIMENSIONS



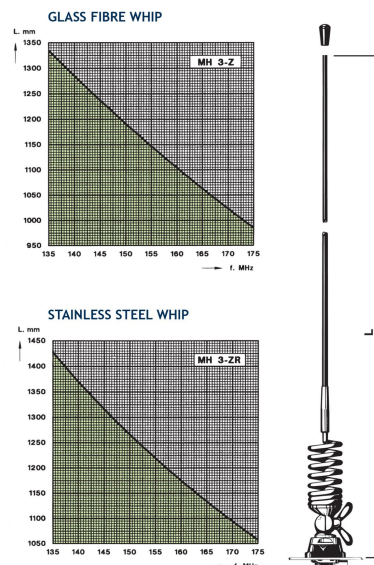
2. INSTALLATION STEPS



Do not use sealer on rubber gasket or other places.

3. TUNING

The antenna should always be tuned using an SWR-meter. The cutting diagrams below serve as a guide for this procedure.



PROCOM France S.A.R.L. se réserve le droit d'améliorer les spécifications sans préavis.

24/11/11

MRT