

3 dB Gain $\frac{5}{8}$ λ Mobile Antenna for the 450 MHz Band

DESCRIPTION

- > Black-chromed stainless steel whip with toggle joint.
- > Tunable by cutting in the range 400...470 MHz.
- > Stainless steel BZ-mount with ball-joint and wing screw whip-fastening system.
- > Simple mounting exclusively with access from the outside. Models with roof thickness from 2 mm to 7.5 mm mounting from the inside.
- > Choice between two connection principles:
 - > BZ-mount: FME-connection (supplied without cable).
 - > BZP4-mount: Permanently attached 4 m cable terminated with FME-connector.



ORDERING

Type	Product No.	Description
MU 3-BZ	130001422	BZ-mount with FME-system
MU 3-BZP4	130000899	BZP4-mount with 4 m cable and FME-connector

SPECIFICATIONS

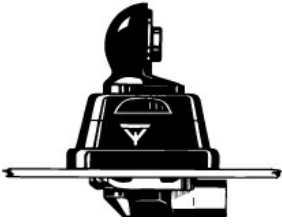
Electrical	
Model	MU 3-BZ
Frequency	Tunable by cutting within: 400 - 470 MHz
Antenna Type	Mobile whip antenna
Polarisation	Vertical
Impedance	50 Ω
Max. Input Power	100 W
Gain (EIA RS-329-1)	3 dB

Mechanical	
Materials	Whip: Stainless steel, black-chromed Black-chromed brass Mount: Black-chromed brass Weather- and shockproof plastics Stainless steel
Installation Torque	7.5 \pm 1 Nm
Colour	Black
Height	Approx. 580 mm / 22.83 in.
Weight	BZ-version: Approx. 140 g BZP4-version: Approx. 280 g
Mounting	21 mm dia. hole (For roof thicknesses 2 mm up to 7.5 mm mounting hole should be 22 mm dia.)
Mounting Plate Thickness	Max. 2.0 mm (Models up to 7.5 mm on request)

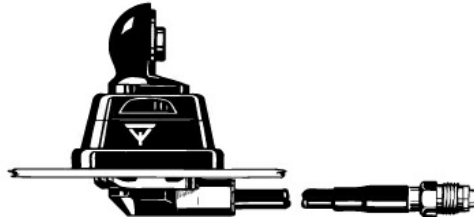
ADDITIONAL DATA

THE WHIP IS COMPATIBLE WITH ALL BELOW MOUNTS.

BZ-Mount



BZP4-Mount



INSTALLATION

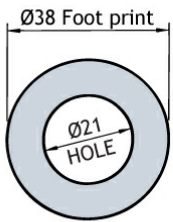
This antenna is provided with type BZ-mount. The whip is fastened to the mount by means of our standard ball-joint and wing screw system. The adjustable ball-joint ensures that the whip can always be mounted in a vertical position independent of the angle of the installation spot.

The BZ-mount is particularly well suited for mounting on car-roofs because of its ability to be installed exclusively with access from the outside. The BZ-Mount for roof thickness from 2 mm to 7.5 mm must be mounted from the inside.

However, the antenna can be installed anywhere on the car, as the BZ-mount is equally well suited for mounting on e.g. trunk or wing.

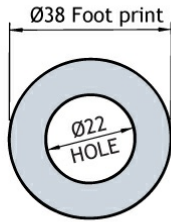
1. INSTALLATION DIMENSIONS

Z-MOUNT



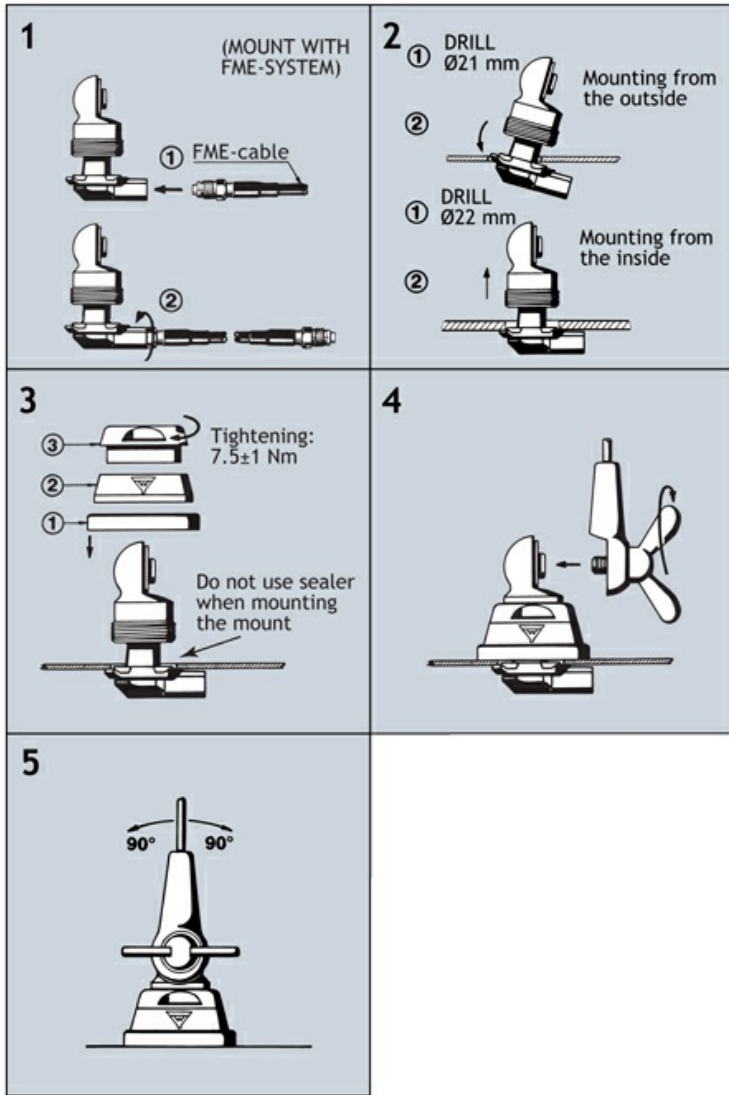
Build- in depth: 10.5 mm
Mounting from the outside

Z-MOUNT



Build- in depth: 10.5 mm
Mounting from the inside

2. INSTALLATION STEPS



Do not use sealer on rubber gasket or other places.

3. TUNING

The antenna should always be tuned using an SWR-meter.

The cutting diagram below serves as a guide for this procedure.

PLEASE NOTE

1. As standard the antenna is provided with wing screw. However, the wing screw may be replaced by the less obtrusive hat screw (with key), which also gives an improved protection against theft. To order the antenna with hat screw, please add a "K" to the antenna designation.

2. The antenna can be delivered factory-tuned to customer's frequencies. Please consult our price list concerning additional charges for adjustment by cutting.

